



Kenbotong Technology Co., Ltd.

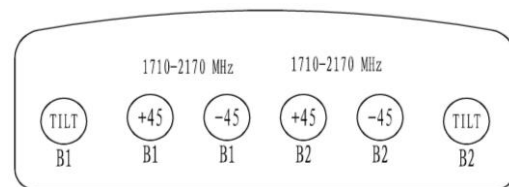
2× Wide-band Panel	1710~2170	1710~2170
Dual Polarization	X	X
Half-power Beam Width	65°	65°
Variable Electrical Downtilt	0°-8°	0°-8°

XXPo1 1710~2170MHz 65° 17.5dBi 0° -8° Tilt

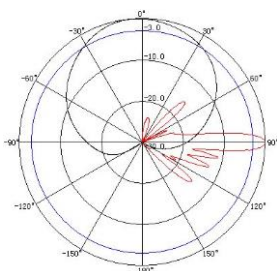
Electrical specifications	KBT65DP1818-1820BE		
Frequency range (MHz)	1710~1880	1850~1990	1920~2170
Polarization	±45°		
Gain (dBi)	4×17	4×17.3	4×17.5
Electrical Downtilt (°)	0~8		
Half-power beam width (°)	Horizontal:69 Vertical:8	Horizontal:66 Vertical:7.5	Horizontal:64 Vertical:7
Sidelobe suppression for first sidelobe above main beam (dB)	0°...4°...8° 16...16...15		
Front-to-back ratio (dB)	≥25		
Cross-polar discrimination (dB)	≥15(±60°≥10)		
Isolation (dB)	≥30		
Impedance (Ω)	50		
VSWR	≤1.5		
Intermodulation IM3 (2×43dBm carrier)	≤-150dBc		
Maximum power (W)	300		
Lighting protection	DC Ground		



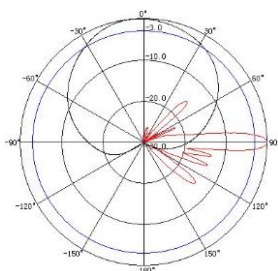
Mechanical specifications	
Connector	4×7/16DIN Female
Connector position	Bottom
Height/width/depth (mm)	1230×327×117
Packing size (mm)	1530×410×250
Weight (kg)	17.5
Radome material	UPVC
Radome color	Gray
Mechanical tilt (°)	0~15
Operating temperature (°C)	-40~60
Rated wind velocity (m/s)	60
Suitable pole diameter (mm)	50~115
Mounting kit	JM-900CZ
Electrical downtilt adjustment	Manual or by optional RCU



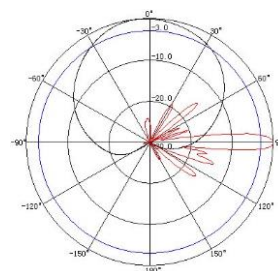
1710~1880MHz: ±45° Pol.



1850~1990MHz: ±45° Pol.



1920~2170MHz: ±45° Pol.



5.39.6.4530

Kenbotong reserves the right to change specifications without prior notice.

Addr: No.2 Chanxiu Road, Foshan City, Guangdong, China. 528061

Tel:+86-757-82219788, 82126632 Fax:+86-757-82212072

Email: kbt@kenbotong.com Web:<http://www.kenbotong.com>